



# Going to a Restaurant

wjct

Make your next visit to a restaurant an interactive learning experience by using these activities to practice reading and literacy skills while enjoying a good meal!



## At-the-table Activities

### 1. Ordering:

- Look at and read through the menu items together. Are there any new words on the menu? Does anyone know what they mean?
- Have everyone at the table say what he or she is ordering.

### 2. Menu Word Hunts:

- Look over the menu and have your children hunt for words or letters you find.
- What words are most **common**? Work together to count how often different words appear to figure out which one is most **frequently** used.

### 3. Customer Reviews:

- After the meal you can ask children to **review** their meal; telling you what they ate and if they liked it or not. Would they order that item again? Why or why not?

### 4. Bring along a few literacy related printables from [pbsparents.org/read](http://pbsparents.org/read).

**Note:** terms in ***bold italics*** are terms you may want to explain to young children.



For more ideas and tips visit

[pbsparents.org/summer](http://pbsparents.org/summer)

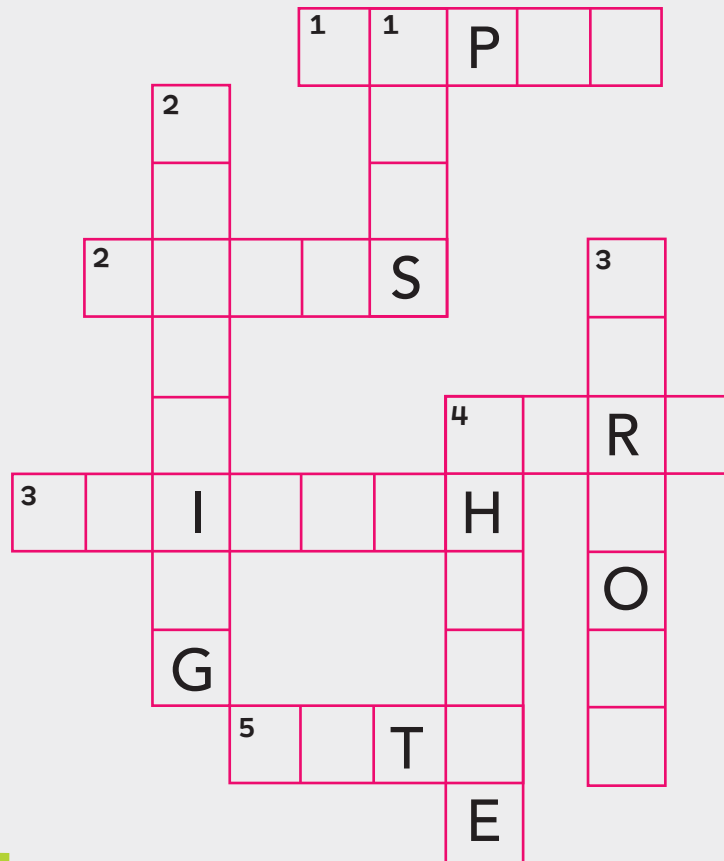


# Going to a Restaurant



## Let's Make a Salad!

Complete the crossword below with tasty foods you can use to make a salad. (We've included a few "hint" letters for you).



### Clues

#### Across

- 1 A red fruit that grows on trees
- 2 Pinto, green, kidney: they're all \_\_\_\_\_
- 3 Dark green and leafy with lots of calcium
- 4 This one's all "ears"
- 1 You'll go \_\_\_\_\_ for these crunchy treats

#### Down

- 1 Little and green, they grow in pods
- 2 The liquid you put on salad
- 3 Orange root vegetables
- 4 A dairy food; "More \_\_\_\_\_, please!"



For more ideas and tips visit

[pbsparents.org/summer](http://pbsparents.org/summer)



# Going to a Restaurant

## Dinner Time!



Can you connect the items you need to set the table for dinner?  
Draw a line between the word and the image that matches the word.


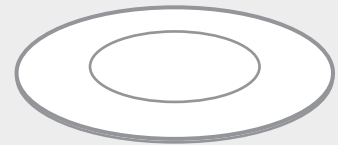
**Plate**

**Napkin**

**Fork**

**Glass**

**Spoon**



For more ideas and tips visit

**[pbsparents.org/summer](http://pbsparents.org/summer)**



# Going to a Restaurant

It's your restaurant, and you can serve whatever you want! Write or draw your favorite things to eat in the space below. Have you had these foods before, or are they from your imagination?



's Restaurant



**Note:** terms in ***bold italics*** are terms you may want to explain to young children.



For more ideas and tips visit [pbsparents.org/summer](https://pbsparents.org/summer)